

Airscanner PowerTools for Pocket PC

Introducing Airscanner PowerTools

Airscanner PowerTools is a suite of applications that replace some of the missing functionality in Windows Mobile. Specifically, it is meant to compliment Airscanner security software by helping to maintain the integrity of your system.



Airscanner PowerTools includes a number of modules, each of which includes numerous features. The modules include:

1. Airscanner SafeMode;
2. Airscanner Registry Editor;
3. Airscanner Device Monitor;
4. Airscanner Device Info;
5. Airscanner IECleaner;
6. Airscanner Task Switcher.



Airscanner PowerTools In a Nutshell

In this section, we'll give you a brief approach of each tool, outlining the main aspects.

Airscanner SafeMode

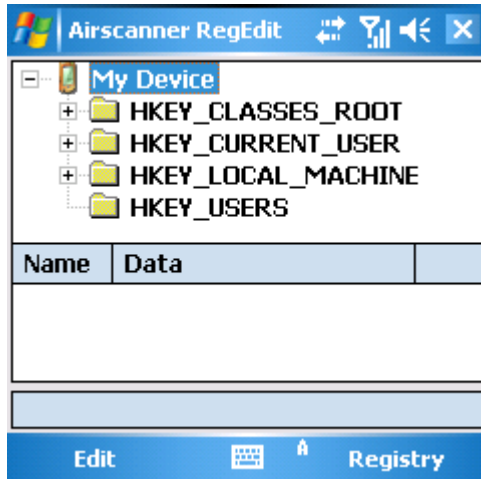


Airscanner SafeMode is a crash protection system for Pocket PC devices. Its purpose and behavior are very similar to the popular safemode Windows PC utility. With Airscanner SafeMode installed and activated, you can often avoid some annoying situations like when your PDA freezes or enters a soft-reset loop. Airscanner SafeMode disables 3rd party programs normally loaded during the boot phase. So your device potentially can boot as clean as after a hard reset, allowing you to uninstall any buggy application and solve the problem without losing all your data.

Note: Airscanner Safemode is for expert users. Make sure to back up your data before installing in. A special, detailed user's manual just for the safemode module is available online at:

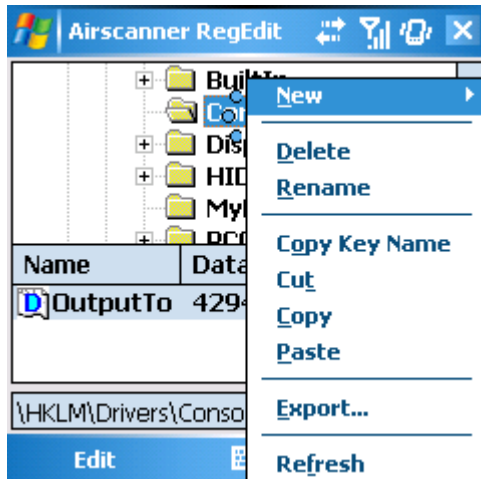
Airscanner Registry Editor

Just like on Windows desktop machines, many problems in a Windows Mobile device can be fixed by changing the Registry. A good registry editor allows you to do this and more, including monitoring and removing malicious changes, cleaning redundant or useless entries, backup and other common tasks.



Airscanner Registry Editor allows you to:

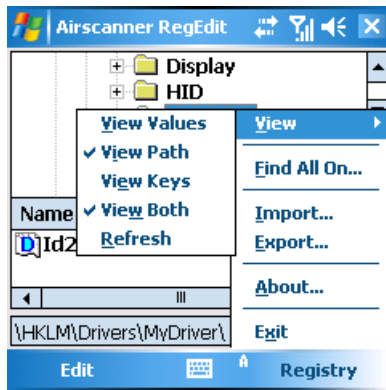
- Explore the entire registry database;
- Make changes: add, delete or rename keys and values;
- Copy, cut and paste values **and keys**;
- Copy a key path to the clipboard;
- Export and Import keys or backup the entire registry;
- Perform incremental or **Full** search on the registry data, etc.



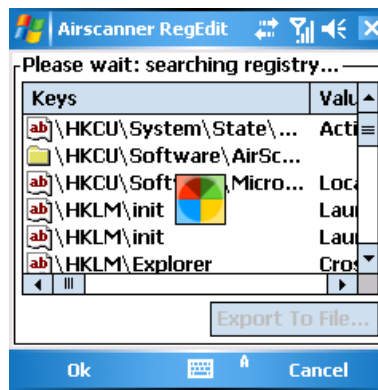
Airscanner Registry Editor uses many mechanisms to make the interface as functional and intuitive as possible:

- Tap-and-hold on different screen areas to open context menus, related to the selected key/ value.
- Just click on a key/value to rename;
- Double click to modify a value;
- Customize your view, and much more...

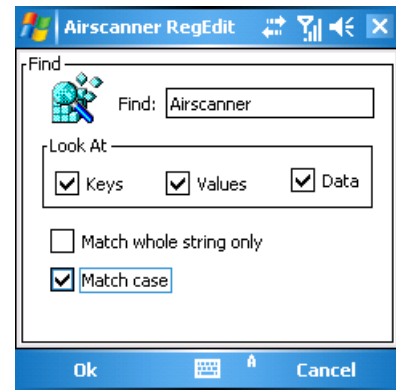
➡ Caution: To avoid damage to your operating system, Airscanner Registry Editor should be used carefully. It is not recommended for beginner-level users.



(1) Customize your view

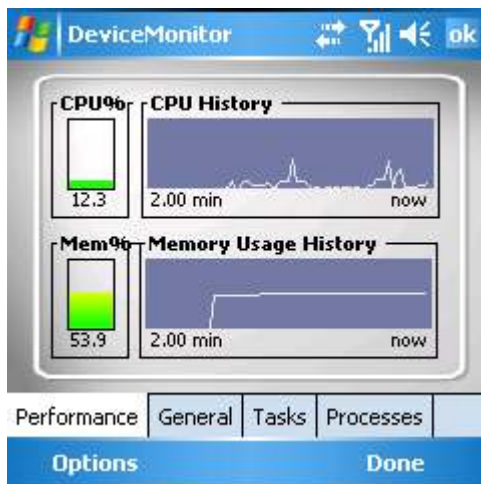


(2) Find All on registry/key



(3) Find screen

Airscanner Device Monitor



Airscanner Device Monitor is a complete solution to manage running applications/processes and also resources on your Windows Mobile device.

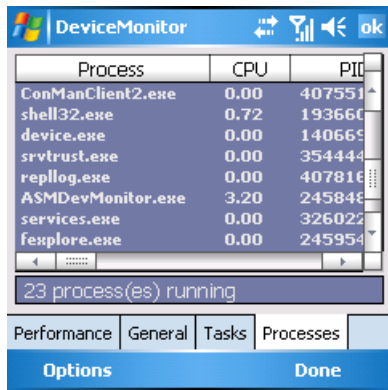
Some highlighted features:

- Small footprint;
- Attractive user interface;
- Graphically displays the percentage of processor (CPU) time and memory (KB) your apps are currently and using (which can be a great indication of how many apps are running and slowing your device);
- Shows CPU and memory usage history;
- Displays current running applications and active processes;

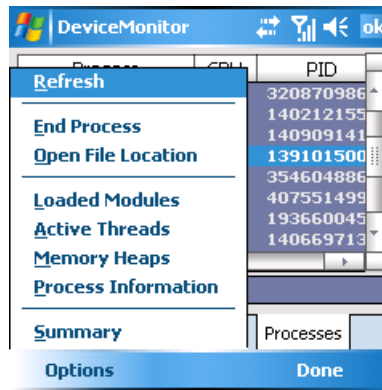


- Shows CPU Usage per process;
- Kills selected applications or processes;
- Provides a Run dialog box, allowing you to start new applications or processes and open documents, folders or internet resources using a command line;
- Opens process location;
- Shows all modules, threads, heaps and detailed information about a process;
- Switches or activates a selected task;
- Allows the user to easily access all program utilities by navigating through the tabs;
- Dynamically changes the menu Options according to the visible context;
- Shows a summary of processor, battery and program memory usage;

- And many others...



(1) See CPU Usage/process

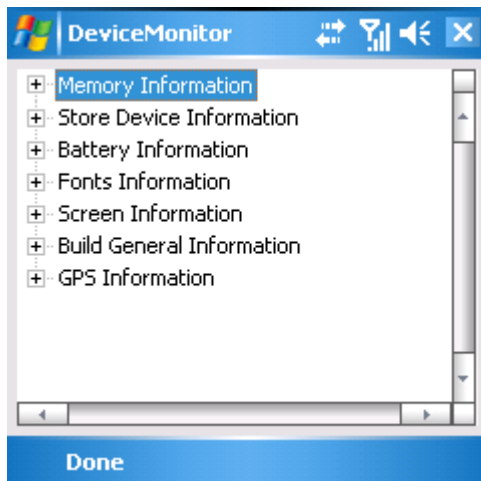


(2) Different context menus



(3) See and open new tasks

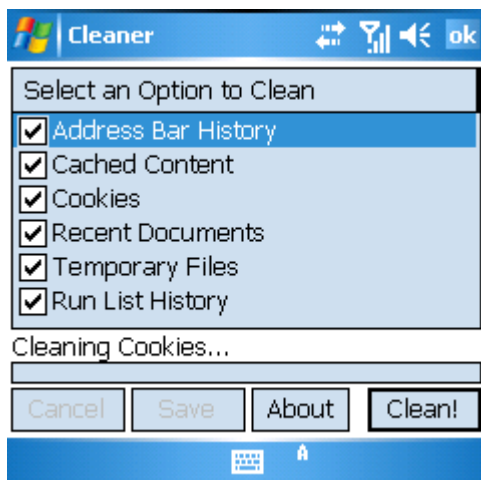
Airscanner Device Info



Airscanner device info is a simple, but useful tool that gives you a complete report of your Windows Mobile Device:

- Program and Storage Memory;
- Storage Card information;
- Battery type, temperature, voltage, etc;
- Installed fonts;
- Screen resolution, technology, color quality, etc;
- General device info: platform, device model, processor name, OS version, etc;
- GPS info (if present);
- Phone, Bluetooth, WLAN and camera info (available in release version).

Airscanner IECleaner



All information about web sites you visit is stored in the Browser History Files and anyone who has access to your device could see it.

To help you protect this info and increase the available memory of your Pocket PC, Airscanner has developed IECleaner.

Airscanner IECleaner clears all Windows Temporary Folders, Address Bar History, Recent Documents History, Windows Run History, Temporary Internet Files (cache); deletes stored passwords, cookies; and clears index.dat files content or deletes index.dat files.

Airscanner Task Switcher



With a unique, hands-on interface, Airscanner Task Switcher provides some powerful features for power users:

- Change your device screen orientation;
- Display running applications, allowing you to activate, close a selected task, or close all;
- Allow you to quickly soft-reset your device;
- Show total CPU usage percentage;
- Shortcuts to all PowerTools programs;
- You can access your switcher anytime from the topmost area of your Windows Mobile – setting the position wherever you want;

Uninstalling Airscanner PowerTools

To uninstall PowerTools, go to Start Menu/Settings/System/Remove Programs; select Airscanner PowerTools and press **Remove**.

Note: You can't uninstall PowerTools while running it.

We look forward to hearing from you!